

odbmagneti.com

odb MAGNETI

Magnetic solutions for industry

odb

Specializing in the supply of magnetic products since 1993, large stock of the main types and development of custom designs.

OUR HISTORY

With reliability and expertise, we are the ideal partner for providing magnetic solutions.

Permanent magnets are used in numerous industries, during our 30 plus years we have developed in-depth cross-functional knowledge of management and optimization. We work both with small artisan companies and with large industries, using different logics but united by the maximum responsiveness required.

We guarantee a certified quality product and follow our customers from the initial development stages to mass market supply.

FROM SMALL COMPANIES TO LARGE INDUSTRIES

Our clients

Over these years we have maintained and expanded our customer portfolio by establishing continuous direct supply relationships.
Here is who chose us:

OUR QUALITY POLICY

We are focused on the pursuit of customer satisfaction, trust, loyalty and on full compliance with applicable regulations.

All partner companies are ISO 9001 and IATF 16949 certified, magnetic materials compliant with RoHS, REACH and EN 71-3 directives.

We are ISO9001:2015 certified and ensure that all our magnets are developed and manufactured in accordance with the highest quality standards and current regulations.

ODB'S PRODUCTS

Neodymium Magnets

The most modern type of permanent magnets with **the greatest attraction force available today**. Sintered Neodymium (NdFeB) magnets are made from Nd-Fe-B powders and offer the highest energy value than any other type of magnet available on the market today. They are available in a wide range of shapes, sizes and magnetic characteristics, with (BH) max values from 220 to 420 kJ/m3 and operating temperatures up to 230°C. Their high residual induction (high attraction force) is accompanied by a considerable coercive force that means **high resistance to demagnetization**.

Neodymium magnets undergo surface coating treatments to protect them from the oxidation process and are supplied with the most appropriate coating for their specific use. We propose different magnetic grades depending on the operating temperature in which the NdFeB magnet is working and the attraction force required of the magnet in relation to its volume.

Neodymium magnets can be produced and supplied in axial, diametral and radial orientations and with single or multi-pole magnetization on the working surface.

Grade	Remanence Br		Coercive force HcB		Intrinsic Coercive force HcJ		Maximum Energy product (BH)max		Rev.Temp.Coef. of Induction / Coercivity		Max Temperature °C
	mT	Gauss	min kA/m	min Oersted	min kA/m	min Oersted	KJ/m³	MGOe	a (Br) %/°C	a (HcJ) %/°C	
N30	1105	11050	796	10000	955	12000	235	30	-0,12	-0,750	80°C
N33	1150	11500	836	10500	955	12000	259	33	-0,12	-0,750	80°C
N35	1210	12000	860	10800	955	12000	283	35	-0,12	-0,750	80°C
N38	1260	12600	860	10800	955	12000	306	38	-0,12	-0,750	80°C
N40	1285	12850	923	11600	955	12000	318	40	-0,12	-0,750	80°C
N42	1315	13150	860	10800	955	12000	334	42	-0,12	-0,750	80°C
N45	1350	13500	860	10800	955	12000	350	44	-0,12	-0,750	80°C
N48	1400	14000	836	10500	955	12000	374	47	-0,12	-0,750	80°C
N50	1425	14250	836	10500	955	12000	390	49	-0,12	-0,750	80°C
N52	1450	14500	836	10500	876	11000	406	51	-0,12	-0,750	80°C
N55	1490	14900	716	9000	876	11000	430	54	-0,12	-0,750	80°C
N33 M	1175	11750	836	10500	1114	14000	267	34	-0,12	-0,675	100°C
N35 M	1210	12100	869	10900	1114	14000	283	35	-0,12	-0,675	100°C
N38 M	1260	12600	899	11300	1114	14000	307	39	-0,12	-0,675	100°C
N40 M	1285	12850	923	11600	1114	14000	322	40	-0,12	-0,675	100°C
N42 M	1315	13150	955	12000	1114	14000	338	42	-0,12	-0,675	100°C
N45 M	1350	13500	971	12200	1114	14000	354	44	-0,12	-0,675	100°C
N48 M	1395	13950	995	12500	1114	14000	378	48	-0,12	-0,675	100°C
N50 M	1415	14150	1035	13000	1114	14000	390	49	-0,12	-0,675	100°C
N52 M	1445	14450	995	12500	1035	13000	406	51	-0,12	-0,675	100°C
N30 H	1105	11050	796	10000	1353	17000	235	30	-0,12	-0,605	120°C
N33 H	1175	11750	836	10500	1353	17000	267	34	-0,12	-0,605	120°C
N35 H	1210	12100	868	10900	1353	17000	283	35	-0,12	-0,605	120°C
N38 H	1260	12600	899	11300	1353	17000	307	39	-0,12	-0,605	120°C
N40 H	1285	12850	923	11600	1353	17000	322	40	-0,12	-0,605	120°C
N42 H	1300	13000	955	12000	1353	17000	330	41	-0,12	-0,605	120°C
N45 H	1350	13500	971	12200	1353	17000	354	44	-0,12	-0,605	120°C

Grade	Remanence Br		Coercive force HcB		Intrinsic Coercive force HcJ		Maximum Energy product (BH)max		Rev.Temp.Coef. of Induction / Coercivity		Max Temperature °C
	mT	Gauss	min kA/m	min Oersted	min kA/m	min Oersted	KJ/m³	MGOe	a (Br) %/°C	a (HcJ) %/°C	
N48 SH	1390	13900	995	12500	1512	19000	374	47	-0,12	-0,535	150°C
N28 UH	1075	10750	764	9600	1990	25000	227	29	-0,12	-0,465	180°C
N30 UH	1125	11250	812	10200	1990	25000	243	31	-0,12	-0,465	180°C
N33 UH	1175	11750	852	10700	1990	25000	267	34	-0,12	-0,465	180°C
N35 UH	1210	12100	860	10800	1990	25000	283	35	-0,12	-0,465	180°C
N38 UH	1260	12600	876	11000	1990	25000	307	39	-0,12	-0,465	180°C
N40 UH	1285	12850	915	11500	1990	25000	318	40	-0,12	-0,465	180°C
N42 UH	1310	13100	955	12000	1990	25000	330	41	-0,12	-0,465	180°C
N45 UH	1350	13500	995	12500	1914	24000	358	45	-0,12	-0,465	180°C
N28 EH	1085	10850	780	9800	2388	30000	227	29	-0,12	-0,420	200°C
N30 EH	1125	11250	812	10200	2388	30000	243	31	-0,12	-0,420	200°C
N33 EH	1165	11650	820	10300	2388	30000	267	34	-0,12	-0,420	200°C
N35 EH	1200	12000	836	10500	2388	30000	279	35	-0,12	-0,420	200°C
N38 EH	1235	12350	899	11300	2388	30000	303	38	-0,12	-0,420	200°C
N40 EH	1270	12700	915	11500	2388	30000	314	39	-0,12	-0,420	200°C
N42 EH	1310	13100	971	12200	2308	29000	326	41	-0,12	-0,420	200°C
N28 AH	1075	10750	780	9800	2706	34000	223	28	-0,12	-0,393	220°C
N30 AH	1120	11200	812	10200	2706	34000	229	30	-0,12	-0,393	220°C
N33 AH	1140	11400	812	10200	2706	34000	231	29	-0,12	-0,393	220°C
N35 AH	1195	11950	883	11100	2706	34000	275	35	-0,12	-0,393	220°C
N38 AH	1240	12400	923	11600	2626	33000	299	38	-0,12	-0,393	220°C



Plating characteristics

Plating Type	Overall Thickness	Salt Spray Test	Pressure Cooker Test
Grade	µm	hours	hours
NiCuNi (Nickel Copper Nickel)	15 - 21	24	48
NiCuNi + Black Nickel	15 - 21	24	48
NiCuNi + Epoxy	20 - 28	48	72
NiCuNi + Gold	16 - 23	36	72
NiCuNi + Silver	16 - 23	24	48
Zinc	17 - 15	12	24
Custom	Customer specifications	-	-

Typical physical properties

Property	um	value
Density	kg/m3	7.5×10^3
Bending Strength	kg/m2	2.95×10^3
Compressive Strength	kg/m2	9.6×10^3
Vickers Hardness (Hv)	Hv	560 - 600
Electrical Resistivity	m	1.4×10^{-6}
Thermal Expansion Coefficient parallel to M	//M	7.9×10^{-6}
Thermal Expansion Coefficient perpendicular to M	-I M	-1.7×10^{-6}
Curie Temperature	°C	345

ODB'S PRODUCTS

Magnetic Systems

A wide range of **standard or customer's-designed magnetic fastening systems** that are extremely strong and have high mechanical strength. Magnetic bases consisting of Neodymium magnets encapsulated in a steel base are developed to have a powerful magnetic force concentrated on the front surface of the magnet alone. Available in numerous sizes, **they can be supplied with rubber coating** so as to protect the adhesion surface.

Pot magnets
with snap hook

Pot magnets
with rubber coating

Rectangular pot magnets

Pot magnets with hook

Pot magnets
with countersunk hole

Pot magnets
with threaded stem

ODB'S PRODUCTS

Ferrite Magnets

Sintered ferrite magnets of BaFe12O19 and SrFe12O19, in isotropic and anisotropic form, produced by a wet or dry molding process, are characterized by a low Br residual induction value compared with rare earth magnets, but by a **high resistance to demagnetization, high temperature and chemical agents alike**. The relative **low cost** and excellent reliability and performance contents underlie their very wide use in the production of permanent magnet motors for the automotive, industrial and domestic sectors, small power generators, in the electroacoustic field, sensor production, medical sector, and more.

Typical physical properties

Property	um	value
Density	kg/m3	4.9 x 103
Bending Strength	kg/m2	1.4 x 103
Compressive Strength	kg/m2	9.1 x 103
Vickers Hardness (Hv)	Hv	560 - 600
Electrical Resistivity	m	1 x 108
Thermal Expansion Coefficient parallel to M	//M	1.4 x 10-5
Thermal Expansion Coefficient perpendicular to M	-I M	1 x 10-5
Curie Temperature	°C	450

Grade	Remanence Br		Coercive force HcB		Intrinsic Coercive force HcJ		Maximum Energy product (BH)max		Rev.Temp.Coef. of Induction / Coercivity		Max Temperature °C
	mT	Gauss	min kA/m	min Oersted	min kA/m	min Oersted	KJ/m³	MGOe	a (Br) %/°C	a (HcJ) %/°C	
Y8T	200-235	2000-2350	125-160	1570-2010	210-280	2640-3520	6.5-9.5	0.8-1.2	-0,2	+0,27	250°C
Y10T	200-235	2000-2350	128-160	1610-2010	210-280	2640-3520	6.4-9.6	0.8-1.2	-0,2	+0,27	250°C
Y20	320-380	3200-3800	135-190	1700-2390	140-195	1760-2450	18.0-22.0	2.3-2.8	-0,2	+0,27	250°C
Y22H	310-360	3100-3600	220-250	2760-3140	280-320	3520-4020	20.0-24.0	2.5-3.0	-0,2	+0,27	250°C
Y23	320-370	3200-3700	170-190	2140-2390	190-230	2390-2890	20.0-25.5	2.5-3.2	-0,2	+0,27	250°C
Y25	360-400	3600-4000	135-170	1700-2140	140-200	1760-2510	22.5-28.0	2.8-3.5	-0,2	+0,27	250°C
Y26H	360-390	3600-3900	220-250	2760-3140	225-255	2830-3200	23.0-28.0	2.9-3.5	-0,2	+0,27	250°C
Y26H-1	360-390	3600-3900	200-250	2510-3140	225-255	2830-3200	23.0-28.0	2.9-3.5	-0,2	+0,27	250°C
Y26H-2	360-380	3600-3800	263-288	3300-3620	318-350	4000-4400	24.0-28.0	3.0-3.5	-0,2	+0,27	250°C
Y27H	370-400	3700-4000	205-250	2580-3140	210-255	2630-3200	25.0-29.0	3.1-3.6	-0,2	+0,27	250°C
Y28	370-400	3700-4000	175-210	2200-2640	180-220	2260-2760	26.0-30.0	3.3-3.8	-0,2	+0,27	250°C
Y28H-1	380-400	3800-4000	240-260	3020-3270	250-280	3140-3520	27.0-30.0	3.4-3.8	-0,2	+0,27	250°C
Y28H-2	360-380	3300-4000	271-295	3410-3710	382-405	4800-5090	26.0-30.0	3.3-3.8	-0,2	+0,27	250°C
Y30	370-400	3700-4000	175-210	2200-2640	180-220	2260-2760	26.0-30.0	3.3-3.8	-0,2	+0,27	250°C
Y30BH	380-390	3800-3900	223-235	2800-2950	231-245	2900-3080	27.0-30.0	3.4-3.8	-0,2	+0,27	250°C
Y30H-1	380-400	3800-4000	230-275	2890-3460	235-290	2950-3640	27.0-32.0	3.4-4.0	-0,2	+0,27	250°C
Y30H-2	395-415	3950-4150	275-300	3460-3770	310-335	3900-4210	27.0-32.5	3.4-4.1	-0,2	+0,27	250°C
Y32	400-420	4000-4200	160-190	2010-2390	165-195	2070-2450	30.0-33.5	3.8-4.2	-0,2	+0,27	250°C
Y32H-1	400-420	4000-4200	190-230	2390-2890	230-250	2890-3140	31.5-35.0	4.0-4.4	-0,2	+0,27	250°C
Y32H-2	400-440	400-4400	224-240	2810-3020	230-250	2890-3140	31.0-34.0	3.9-4.3	-0,2	+0,27	250°C
Y33	410-430	4100-4300	220-250	2760-3140	225-255	2830-3200	31.5-35.0	4.0-4.4	-0,2	+0,27	250°C
Y33H	410-430	4100-4300	250-270	3140-3390	250-275	3140-3460	31.5-35.0	4.0-4.4	-0,2	+0,27	250°C
Y34	420-440	4200-4400	200-230	2510-2890	205-235	2580-2950	32.5-36.0	4.1-4.5	-0,2	+0,27	250°C
Y35	430-450	4300-4500	215-239	2700-3000	217-241	2730-3030	33.1-38.2	4.2-4.8	-0,2	+0,27	250°C
Y36	430-450	4300-4500	247-271	3100-3410	250-274	3140-3440	35.1-38.3	4.4-4.8	-0,2	+0,27	250°C
Y38	440-460	4400-4600	285-305	3580-3830	294-310	3690-3900	36.6-40.6	4.6-5.1	-0,2	+0,27	250°C
Y40	440-460	4400-4600	330-354	4150-4450	340-360	4270-4520	37.5-41.8	4.7-5.3	-0,2	+0,27	250°C

Samarium Cobalt

Belonging to the family of rare earth magnets, the first type to be developed and commercialized before the advent of NdFeB magnets, Samarium Cobalt (SmCo) magnets exhibit good magnetic properties, **consistency of performance at high operating temperatures**, and **the highest corrosion resistance** compared to other types of rare earth magnets on the market today. They can be used in most applications without any surface protection treatment. They are anisotropic and can be magnetized only in the direction of orientation.

— Available in two types:
— Sm2Co17 present the highest and most consistent magnetic characteristics at high temperatures.
— SmCo5 characterized by better processability and magnetization in lower fields than SmCo17, they have the best corrosion resistance among rare earth magnets.



Typical physical properties

Property	um	value
Density	kg/m3	8.4×10^{3}
Bending Strength	kg/m2	1.2×10^{3}
Compressive Strength	kg/m2	9.1×10^{3}
Vickers Hardness (Hv)	Hv	560 - 600
Electrical Resistivity	m	0.8×10^{-6}
Thermal Expansion Coefficient parallel to M	//M	9.2×10^{-6}
Thermal Expansion Coefficient perpendicular to M	-I M	11.8×10^{-6}
Curie Temperature	°C	825

Material	Grade	Remanescence induction Br	Coercive force HcB	Intrinsic Coercive force HcJ	Maximum Energy product (BH) max	Temperature Coefficient of B α		Max Temperature °C
		T	kA/m	kA/m	kJ/m3	(Br) %/°C	(HcJ) %/°C	
Sm1Co5	Co5-16	0.81-0.85	620-660	1194-830	110-127	-0,050	-0,3	250
	Co5-18	0.85-0.90	660-700	1194-830	127-143	-0,050	-0,3	250
	Co5-20	0.90-0.94	676-725	1194-830	150-167	-0,050	-0,3	250
	Co5-22	0.92-0.96	110-148	1194-830	160-175	-0,050	-0,3	250
	Co5-24	0.96-1.00	730-770	1194-830	175-190	-0,050	-0,3	250
	Co5-185	0.85-0.90	660-700	1433-2000	135-151	-0,045	-0,28	250
	Co5-205	0.90-0.94	680-725	1433-2000	143-160	-0,045	-0,28	250
	Co5-225	0.92-0.96	710-750	1433-2000	160-175	-0,045	-0,28	250
Sm2Co17	2Co17-24H	0.95-1.02	692-764	≥ 1990	175-191	-0,025	-0,2	350
	2Co17-26H	1.02-1.05	748-796	≥ 1990	191-207	-0,030	-0,2	350
	2Co17-28	1.03-1.08	756-812	≥ 1990	207-220	-0,035	-0,2	350
	2Co17-30H	1.08-1.10	788-835	≥ 1990	220-240	-0,035	-0,2	350
	2Co17-32H	1.10-1.13	812-844	≥ 1990	230-255	-0,035	-0,2	350
	2Co17-22	0.93-0.97	676-740	≥ 1433	160-183	-0,020	-0,2	300
	2Co17-24	0.95-1.02	692-764	≥ 1433	175-191	-0,025	-0,2	300
	2Co17-26	1.02-1.05	748-796	≥ 1433	191-207	-0,030	-0,2	300
	2Co17-28	1.03-1.08	756-712	≥ 1433	207-220	-0,035	-0,2	300
	2Co17-30	1.08-1.10	788-835	≥ 1433	220-240	-0,035	-0,2	300
	2Co17-32	1.10-1.13	812-851	≥ 1433	230-255	-0,035	-0,2	300
	2Co17-26M	1.02-1.05	676-780	955-1433	191-207	-0,035	-0,2	300
	2Co17-28M	1.03-1.08	676-796	955-1433	207-220	-0,035	-0,2	300
	2Co17-30M	1.08-1.10	676-835	955-1433	220-240	-0,035	-0,2	300
	2Co17-32M	1.10-1.13	676-844	955-1433	230-255	-0,035	-0,2	300
	2Co17-24L	0.95-1.01	541-716	636-955	175-191	-0,025	-0,2	250
	2Co17-26L	1.02-1.05	541-748	636-955	191-207	-0,035	-0,2	250
	2Co17-28L	1.03-1.08	541-764	636-955	207-220	-0,035	-0,2	250
	2Co17-30L	1.08-1.10	541-796	636-955	220-240	-0,035	-0,2	250
	2Co17-32L	1.10-1.13	541-812	636-955	230-255	-0,035	-0,2	250

Bonded / Plastics

Composed of a mixture of plastic bonding matrices and NdFeB or ferrite powders, they are obtained by injection, compression, extrusion or calendering molding processes. They are thus characterized by high versatility in size combined with magnetic materials of varying performance.

Injected plastic magnets

The injection process enables the fabrication of complex shapes with high precision and the insertion of other components such as shafts, metal inserts, etc. by overmolding.
Thanks to a larger plastic binder component than compressed magnets, injected plastic magnets have lower magnetic force values. In this type of plastic magnet the content of magnetic raw material, mixed with a PA6, PA12 or PPS plastic matrix, is generally between 83 and 93 percent. Injection molded magnets can be overmolded to other components all in one process.
Polyamide 6 (PA 6), polyamide 12 (PA 12), and polyphenylene sulfide (PPS) are used as a plastic matrix in injection molded magnets. Maximum operating temperatures depend on the magnetic raw material and the type of matrix: 160°C for PA 6, 140°C for PA 12, and 220°C with PPS, although always depending on the magnetic material used in the compound.

Compressed plastic magnets

When high flux density and a simple magnet shape, such as rings, disks or cylinders, are required, compression molding is preferable.

In NdFeB compressed magnets, the magnetic raw material is embedded in a thermoset plastic matrix. Epoxy resin is one of the main materials used as a plastic binder. They are axially pressed into molds. Since the percentage of NdFeB powder is close to 97 percent, much higher magnetic values can be achieved than with injection-molded magnets. The equipment used for injection molded magnets is less complex and less expensive.
In most cases, compressed plastic magnets do not require anti-corrosion surface coating. Neodymium plastic magnets have magnetic values between 2 and 12 MGOe while ferrite magnets range from 0.1 to 2.5 MGOe. The maximum operating temperature varies depending on the mixture used; they are generally between +130 and +160 °C.
Flexible magnets with simpler shapes are also obtained by extrusion and calendering processes and can be cut or die-cut to obtain the desired shapes, or adhesively bonded.
In addition to the wide versatility for the type of magnetization, these materials exhibit (BH) max energy values from 32 to 86 kJ/m3, with good temperature stability characteristics.

Plastic magnets, often known by the term “bonded magnets”, are finding increasing use in areas such as sensing, automation and measurement systems.
ODB Magneti is able to assist you in the development of your designs, from the drafting of initial configurations, to prototype realization, capable of meeting even the most specific application requirements.
The key features listed here are general; we are happy to provide assistance in determining the most appropriate product for specific applications.

Material	Grade	Remanence induction Br		Coercive force HcB		Intrinsic Coercive force HcJ		Maximum Energy product (BH)max		Working Temperature Tw	Density ρ	Temperature Coefficient of B α
		T	KGs	KA/m	KOe	KA/m	KOe	KJ/m³	MGOe	Tw	g/cm3	%/°C
Compression Molding NdFeB Magnets	KBM-2	0.30~0.40	3.0-4.0	160~240	2.0~3.0	480~640	6.0~8.0	16~24	2.0~3.0	≤120	4.5~6.0	-0,12
	KBM-4	0.40~0.50	4.0~5.0	240~320	3.0~4.0	560~720	7.0~9.0	32~44	4.0~5.5	≤120	5.2~6.0	-0,11
	KBM-6	0.55~0.63	5.5~6.3	320~400	4.0~5.0	480~640	6.0~8.0	48~60	6.0~7.5	≤120	5.5~6.0	-0,11
	KBM-8	0.65~0.68	6.5~6.8	360~440	4.5~5.5	640~800	8.0~10.0	64~72	8.0~9.0	≤150	5.8~6.1	-0,1
	KBM-8H	0.60~0.65	6.0~6.5	400~480	5.0~6.0	1120~1280	14.0~16.0	60~68	7.5~8.5	≤160	5.8~6.2	-0,1
	KBM-8L	0.65~0.68	6.5~6.8	400~480	5.0~6.0	900~1120	11.0~14.0	64~72	8.0~9.0	≤160	5.8~6.2	-0,1
	KBM-9	0.60~0.68	6.0~6.8	400~480	5.0~6.0	640~800	8.0~10.0	68~72	8.5~9.0	≤150	5.8~6.2	-0,1
	KBM-10	0.68~0.73	6.8~7.3	400~480	5.0~6.0	640~800	8.0~10.0	76~84	9.5~10.5	≤150	5.8~6.2	-0,1
	KBM-12	0.71~0.75	7.1~7.5	440~520	5.5~6.5	720~800	9.0~10.0	84~96	10.5~12.0	≤150	6.0~6.2	-0,1
	KBM-12L	0.72~0.76	7.2~7.6	400~480	5.0~6.0	480~640	6.0~8.0	84~96	10.5~12.0	≤140	6.0~6.2	-0,12
Injection Molding NdFeB Magnets	KBI-3	0.25~0.35	2.5~3.5	160~240	2.0~3.0	480~640	6.0~8.0	12~24	1.5~3.0	≤120	3.9~4.4	-0,12
	KBI-4	0.35~0.45	3.5~4.5	240~320	3.0~4.0	560~720	7.0~9.0	24~36	3.0~4.5	≤120	4.2~4.9	-0,11
	KBI-5	0.45~0.52	4.5~5.2	320~360	4.0~4.5	560~720	7.0~9.0	36~44	4.5~5.5	≤120	4.5~5.0	-0,11
	KBI-5H (PPS)	0.48~0.52	4.8~5.2	400~480	5.0~6.0	880~1040	11.0~13.0	36~44	4.5~5.5	≤180	4.9~5.4	-0,1
	KBI-6	0.50~0.55	5.0~5.5	320~440	4.0~5.5	640~800	8.0~10.0	44~52	5.5~6.5	≤120	4.7~5.1	-0,11
	KBI-7	0.58~0.64	5.8~6.4	320~400	4.0~5.0	640~800	8.0~10.0	52~60	6.5~7.5	≤120	5.0~5.5	-0,11
	KBI-8	0.64~0.74	6.4~7.4	400~480	5.0~6.0	640~800	8.0~10.0	68~76	8.5~9.5	≤120	5.5~5.9	-0,11
Injection Molding Ferrite Magnets	KBI-F1.5	0.22~0.24	2.2~2.4	160~167	2.00~2.10	231~240	2.90~3.00	11.6~12.4	1.45~1.55	/	3,25	-0,19
	KBI-F1.9	0.27~0.29	2.7~2.9	180~186	2.25~2.33	216~228	2.70~2.85	14.8~15.6	1.85~1.95	/	3,63	-0,19
	KBI-F2.0	0.28~0.29	2.8~2.9	184~200	2.30~2.50	216~246	2.70~3.10	15.6~16.4	1.95~2.05	/	3,7	-0,19
	KBI-F2.1	0.28~0.29	2.8~2.9	190~204	2.38~2.55	224~249	2.80~3.12	16.4~17.2	2.05~2.15	/	3,75	-0,19
	KBI-F1.7(PPS)	0.25~0.26	2.5~2.6	167~175	2.10~2.20	208~216	2.60~2.70	13.6~14.0	1.70~1.75	/	3,65	-0,19

Bonded Neodymium
Typical physical properties

Properties	um	value
Density	kg/m3	5.6×10^3
Tensile Strength	Mpa	37
Compressive Strength	Mpa	80 - 120
Electrical Resistivity	Ω m	20
Thermal Expansion Coefficient	10-6/°C	10 - 30
Temperatura di Curie	°C	300 - 450

Bonded Ferrite
Typical physical properties

Properties	um	value
Density	kg/m3	3.5×10^3
Bending Strength	Mpa	30 - 80
Compressive Strength	Mpa	80 - 120
Electrical Resistivity	Ω m	0.01
Thermal Expansion Coefficient	10-6/°C	30 - 50
Temperatura di Curie	°C	450

Magnetic tapes

Flexible and easy to handle, easy to apply magnetic tapes are the ideal system for making graphic elements that can be attached, coupled, deployed and removed quickly and easily on metal surfaces.

The wide assortment of magnetic shapes and configurations, the wide range of standard sizes, and the different types of available double-sided adhesive make it possible to choose the magnetic profile to meet any particular application need. Magnetic surfaces feature a UV coating for migrating plasticizers. They are generally packaged in 30m rolls, or supplied cut to size. The product range is available in the new environmentally friendly and sustainable versions, which, thanks to the materials used and the optimization of production processes, are free of volatile organic compounds (VOCs) and halogen-free with low smoke emission, with EN14582 certification.

	Material	Width mm	Length m	Tickness mm	Pull force g/cm²	Characteristics	UV coating	Code
Magnetic tapes with adhesive	Plastoferrite	20		1	>55	Acrylic adhesive	Sì	PM20X1/1082
	Plastoferrite	25		1	>55	Acrylic adhesive	Sì	PM25X1/1082
	Plastoferrite	12,5		1,5	>55	Acrylic adhesive	Sì	PM12.7X1.5
	Plastoferrite	20		1,5	>55	Acrylic adhesive	Sì	PM20X1.5/1082
	Plastoferrite	25		1,5	>55	Acrylic adhesive	Sì	PM25X1.5/1082
	Plastoneodymium	20		1,5	450	3M acrylic adhesive	No	PMND25X1.5
	Plastoferrite	10		2	>70	Acrylic adhesive	Sì	PM10X2/1082
	Plastoferrite	15		2	>70	Acrylic adhesive	Sì	PM15X2/1082
	Plastoferrite	20		2	>70	Acrylic adhesive	Sì	PM20X2/1082
	Plastoferrite	25		2	>70	Acrylic adhesive	Sì	PM25X2/1082
	Plastoferrite	30		2	>70	Acrylic adhesive	Sì	PM30X2/1082
Magnetic labels holder		300	25	3	>50	Label holder		PM30CX25
		350	25	3	>50	Label holder		PM35CX25
		350	25	3	>50	Label holder + Cardstock + PVC		PM35CXCARTX25
		400	25	3	>50	Label holder		PM40CX25
		500	25	3	>50	Label holder		PM50CX25
Coloured magnetic tapes		300	10	1	80	Yellow		FMA30X1X10MGIALLO
		300	10	1	80	Red		FMA30X1X10MROSSO
		300	10	1	80	Blue		FMA30X1X10MBLU
		300	10	1	80	Green		FMA30X1X10MVERDE

Metal supports

Metal sheets composed of iron particles and plastic polymer, they are innovative products for making flat and curved metal surfaces to support all kinds of magnets, **lightweight, flexible, easy to cut out** and attach with double-sided acrylic adhesive.

Metal tapes made by a thin white enameled metal foil and double-sided acrylic adhesive are ideal for making frames and linear supports for use with magnetic tapes.

Steel discs for attaching to surfaces not attracted to magnetic fields such as wood, aluminum, plastic, glass, or masonry walls, to support all types of magnets, available with double-sided acrylic adhesive tape or with a countersunk hole.



	Width mm	Length m	Diameter mm	Thickness mm	Hole mm	Front / coating	Adhesive	Application and features	Code
Steel paper	1270	30		0,33		Paper		To realize printable magnetic panels	
Flexible ferrous sheet	610	15		0,38		Plain		Steel base for magnets	
	610	15		0,40		Adhesive		With acrylic adhesive	
	610	15		0,40		PET		Scrivibile con inchiostri ad acqua	
	610	15		0,48		White PVC		With white matte PVC front	
Steel sheet	1070	50		0,18		PET		Graphic support for magnetic panels	
	1270	50		0,18		PET		Graphic support for use with magnetic panels	
	1524	50		0,18		PET		Graphic support for use with magnetic panels	
Steel tape	13	30		0,20		Adhesive		Steel base for magnetic tapes	
	19	30		0,20		Adhesive		Steel base for magnetic tapes	
Steel discs			15	1	No	AISI 430	3M467		SME/ACC/D15X1/ADES
			20	1	No	AISI 430	3M467		SME/ACC/D20X1/ADES
			18	1,5	5,50	Ni	No		SME/ACC/D18X1.5XF5.5
			27	3	5,70	Ni	No		SME/ACC/D27X3XF5.7
			34	3	5,70	Ni	No		SME/ACC/D34X3XF5.7

Magnetic sheets

Composed of a mixture of ferrite and plastic polymer, magnetic sheets and cards have been developed specifically for the visual, promotional and graphic communication industry; they are **printable, easy to apply and remove, and easily machined** to obtain a variety of shapes and sizes. They are available with a raw face or in white or coloured PVC, in PET, with an adhesive-coated face and in various thicknesses depending on the magnetic force required for the specific application. They can be printed in digital inkjet, UV, solvent and eco-solvent, silkscreen, pad printing, and are workable with cutting plotters and mechanical blade and die-cut systems. Magnetic surfaces feature a UV coating for migrating plasticizers. Magnetic sheets are available in reels of various heights, in 500x700 - 1000x1000 size sheets or cut to size, while magnetic papers are available in A4 size sheets.

The product range is available in new environmentally friendly and sustainable versions, which, thanks to the materials used and the optimization of production processes, are free of volatile organic compounds (VOCs) and halogen-free with low smoke emission, with EN14582 certification.



Thickness mm	Pull force g/cm²	Rolls size width mm x lenght m	Sheets size mm	Front	Printable
0,3	17	610 x 15	500 x 700	Plain	Applied by lamination
0,35	19	1270 x 20		White matte PVC	Ecolsolvent — Solvent — UV
0,4	26	610 x 15 — 1000 x 10	500 x 700	White matte/gloss PVC	Ecolsolvent — Solvent — UV
0,4	26	610 x 15 — 1000 x 10	500 x 700	Plain	Applied by lamination
0,5	34	610 x 15	500 x 700	White matte/gloss PVC	Ecolsolvent — Solvent — UV
0,5	34	610 x 15 — 1000 x 10	500 x 700	Plain	Applied by lamination
0,6	40	610 x 15 — 1000 x 10 — 1200 x 10	500 x 700	White matte/gloss PVC	Ecolsolvent — Solvent — UV
0,7	34	610 x 15 — 1000 x 10	1000 x 1000	Acrylic adhesive	
0,75	56	610 x 15 — 1000 x 10	500 x 700	Plain	Applied by lamination
0,85	56	610 x 15 — 1000 x 10 — 1200 x 10	1000 x 1000	White matte/gloss PVC	Ecolsolvent — Solvent — UV
0,95	56	610 x 15 — 1000 x 10	1000 x 1000	Acrylic adhesive	
1	62	610 x 15		Plain	Applied by lamination
1,5	80	610 x 10		Plain	Applied by lamination
2	110	610 x 10		Plain	Applied by lamination
0,26	16		A4	Matte/gloss white magnetic paper	Ink-jet printers
0,3	16		A4	White matte magnetic paper	Laser printers
0,3	17	1270 x 20		White matte PET	Waterproof solvent / Ecosolvent / UV / Latex

ODB'S PRODUCTS

Magnetic deferization

Our range of iron removers tubes, grids and magnetic plates developed for the filtration of ferrous particles. Widely used in the customized separation of metals, in waste treatment or in the food industry for the extraction and recovery of ferromagnetic material, they are available in different diameters and lengths reaching a maximum of 2500 mm. We can supply magnetic candles of different sections and sizes on customer specifications according to the characteristics of the filtering system.

Diameters / Power	2.500 G	5.000 G	7.000 G	9.000 G	10.000 G	11.000 G	14.000 G
Ø10	200°C	120°C	-	-	-	-	-
Ø16	200°C	200°C	200°C	120°C	120°C	-	-
Ø19	200°C	200°C	200°C	120°C	120°C	-	-
Ø20	200°C	200°C	200°C	150°C	120°C	120°C	-
Ø22	200°C	200°C	200°C	200°C	200°C	120°C	-
Ø23	200°C	200°C	200°C	200°C	200°C	120°C	-
Ø25	200°C	200°C	200°C	200°C	200°C	200°C	120°C
Ø28	200°C	200°C	200°C	200°C	200°C	200°C	120°C
Ø32	200°C	200°C	200°C	200°C	200°C	200°C	120°C
Ø38	200°C	200°C	200°C	200°C	180°C	120°C	120°C
Ø50	200°C	200°C	200°C	180°C	120°C	120°C	120°C
Ø76	200°C	200°C	200°C	120°C	120°C	120°C	120°C
Ø100	200°C	200°C	120°C	120°C	-	-	120°C

ODB'S PRODUCTS

Office and warehouse

A wide variety of magnetic products designed for functional and immediate communication. Everything you need to display and protect documents regularly used in the company, a large selection of simple and practical product identification systems to optimize the organization of the warehouse and logistics, a wide range of magnetic and metal media for making metal surfaces (blackboards, magnetic bulletin boards), suitable for every specific need.

Large quantities
and direct
supply chain,
that’s why we can be
so competitive.

Management System
ISO 9001:2015

www.tuv.com
ID 9000019888

Contacts

Via Acquette 6/C
21030 Cuveglio VA Italy
+39 0332 975058

General info

info@odbmagneti.com

Sales department

vendite@odbmagneti.com